


Quick Assembly Connector (QAC/SC) Assembly Manual

For Fibertronix part numbers:

FT-FIQC5-SC/UPC-MM-3.0, FT-FIQC6-SC/UPC-MM-3.0, FT-FIQC-SC/APC-SM-3.0, FT-FIQC-SC/UPC-SM-3.0




1




Ensure that you have the 3 matching connector parts.

2




Pass the optical cable through the screw cap as shown above. NOTE: This must be done first, or it will not be possible to apply the screw cap once the connector is attached

3



Strip the jacket from the cable to expose 45mm of the fiber with cladding intact as shown above.

4




Strip off 35mm of cladding, exposing the bare fiber. Insert the fiber into the cleaver and cleave 10mm of bare fiber from the end, resulting in a cable proportioned as shown above; 10mm of cladding and 25mm of bare fiber.

5



Insert the fiber into the fiber guide on the connector body. When inserted far enough, the fiber will bend, indicating that it is fully inserted.

6



While maintaining the position of the fiber with the slight bend, slide the yellow locking tab toward the finished end of the connector to lock the fiber in place.

7



Close the hinged boot cover and slide the screw cap along the fiber to the threaded boot of the connector and screw the cap on by rotating it clockwise.

8



Position the blue housing as shown above and slide it onto the body of the connector. It will snap into place. Assembly of the connector is now complete.


DISASSEMBLY AND REASSEMBLY

1



Pull the blue housing straight off the end of the connector body. Remove the screw cap by turning it counter-clockwise and slide it down the fiber cable. The threaded part of the body can now be opened.

2



Slide the yellow fiber holder in the opposite direction from step 6; away from the finished end of the connector. This will release the fiber from the connector. Pull out the cable then reassemble.

For further information regarding Fibertronix products, please visit our website at:

www.fibertronixparts.com

Or call us at: 1-800-688-9282